

This page printed from <http://www.Sportstats.ca>

Sportstats

Canada's largest timing company

Friendly Massey Marathon and Half Marathon Half-Marathon

[facebook](#) [Like](#) [2K](#)

91 Participants

July 17th, 2011

[Printer-Friendly Results](#)

Male Finishers: 47 Female Finishers: 44

Average Time: 2:09:15.72

SEARCH THIS RACE



Last Name Or City First (initial or blank) OR BIB #

RESULTS

[Change Rows Per Page](#) 200


Category Filter Overall

LOCAL MARKETPLACE





Running Outlet

AMAZING DEALS ON:
 running shoes
 running apparel



FREE SHIPPING

SHOP NOW

Place	Name	City	Bib#	Time	Chip	Pace	Category	Category Place	Gender Place
1	DENY CARLESSO	THORNHILL	4757	1:24:34.4	1:24:31.3	4:01	Men 40 - 49	1/15	1/47
2	PAUL MAROTTA	ARVA	4789	1:24:50.8	1:24:42.9	4:02	Men 40 - 49	2/15	2/47
3	BRENT WALKER	NAUGTEN	4843	1:24:54.6	1:24:52.6	4:02	Men 40 - 49	3/15	3/47
4	MARK WETZL	SAULT STE. MARIE	4837	1:28:29.4	1:28:23.2	4:12	Men 40 - 49	4/15	4/47
5	DREW THOMPSON	SUDBURY	4830	1:34:20.5	1:34:13.7	4:29	Men 30 - 39	1/8	5/47
6	SARA MCILRAITH	SUDBURY	4793	1:34:36.6	1:34:33.4	4:30	Women 30 - 39	1/13	1/44
7	LYNNE SINCLAIR	LONDON	4824	1:34:57.3	1:34:49.1	4:31	Women 40 - 49	1/11	2/44
8	ROBERT STIRLING	ELLIOT LAKE	4828	1:35:53.3	1:35:44.7	4:33	Men 60 - 69	1/6	6/47
9	BOB FIELDS	SIMCOE	4768	1:38:46.1	1:38:37.2	4:41	Men Clyde	1/6	7/47
10	ADAM EVELINE	TORONTO	4766	1:39:31.4	1:39:20.6	4:43	Men 40 - 49	5/15	8/47
11	TIM DWYRE	WINCHESTER	4765	1:39:35.5	1:39:19.9	4:44	Men 40 - 49	6/15	9/47
12	KEVIN EMIRY	VERNER	4853	1:39:56.4	1:39:35.6	4:45	Men 20 - 29	1/2	10/47
13	LISA STAFFORD	LIVELY	4827	1:41:09.8	1:41:03.8	4:48	Women 30 - 39	2/13	3/44
14	JAMES MCNAUGHTON	GARSON	4797	1:41:14.3	1:41:00.2	4:48	Men Clyde	2/6	11/47
15	PETER MEAROW	COMBER	4847	1:42:07.7	1:41:50.0	4:51	Men 40 - 49	7/15	12/47
16	RALF ZIESE	PLECKHAUSEN	4842	1:42:21.3	1:42:18.9	4:52	Men 40 - 49	8/15	13/47
17	JESSE WINTERS	SUDBURY	4840	1:43:17.4	1:43:08.8	4:54	Men 50 - 59	1/7	14/47
18	TREVOR SHAMAS	TORONTO	4823	1:43:33.9	1:43:14.2	4:55	Men 40 - 49	9/15	15/47
19	ROD GROULX	VALCARON	4769	1:43:53.2	1:43:48.2	4:56	Men 40 - 49	10/15	16/47
20	DAVID MCGREGOR	SUDBURY	4792	1:44:16.1	1:44:06.9	4:57	Men 30 - 39	2/8	17/47
21	LAUREL LECONTE	LITTLE CURRENT	4781	1:45:18.2	1:45:07.4	5:00	Women 20 - 29	1/5	4/44
22	STUART SMITH	TIMMINS	4848	1:45:21.8	1:45:13.2	5:00	Men 50 - 59	2/7	18/47
23	ROGER DEPLANCKE	ORILLIA	4762	1:45:32.8	1:45:30.7	5:01	Men 60 - 69	2/6	19/47
24	STACY HANY	MINDEMOYA	4849	1:45:41.7	1:45:27.4	5:01	Women 30 - 39	3/13	5/44
25	ELIZABETH PETRO	BRECKSVILLE	4811	1:47:26.5	1:47:16.4	5:06	Women 16 - 19	1/1	6/44
26	EMILY LANDRIault	TORONTO	4778	1:48:17.7	1:48:08.8	5:08	Women 30 - 39	4/13	7/44
27	MICHAEL HARVEY	SUDBURY	4772	1:48:28.4	1:48:14.7	5:09	Men 30 - 39	3/8	20/47
28	ANDREW WILLIAMS	ALGOMA MILLS	4839	1:48:33.0	1:48:07.4	5:09	Men 20 - 29	2/2	21/47
29	ERIC JAWORSKI	WHITEFISH	4851	1:49:21.0	1:49:13.5	5:11	Men 50 - 59	3/7	22/47
30	MIKE MERCIECA	MASSEY	4799	1:49:43.2	1:49:23.0	5:12	Men 40 - 49	11/15	23/47
31	ROBERT FERRIER	ESPANOLA	4846	1:49:52.8	1:49:33.0	5:13	Men 40 - 49	12/15	24/47
32	CARLA MACKAY	BURLINGTON	4785	1:52:31.2	1:52:10.7	5:20	Women 20 - 29	2/5	8/44
33	MARIANA MEDEIROS-KISH	LONDON	4844	1:53:16.7	1:53:11.5	5:23	Women 30 - 39	5/13	9/44
34	AMANDA PERKIO	PARRY SOUND	4810	1:54:00.5	1:53:51.3	5:25	Women 20 - 29	3/5	10/44
35	JORDAN NURMI	GARSON	4802	1:54:24.0	1:54:09.0	5:26	Men 30 - 39	4/8	25/47
36	ROMEO BERNIER	ELLIOT LAKE	4752	1:54:29.2	1:54:21.5	5:26	Men 60 - 69	3/6	26/47
37	KELLY PARADIS	ESPANOLA	4806	1:55:13.5	1:55:02.3	5:28	Women 30 - 39	6/13	11/44
38	ROY MOKOHONU	ESPANOLA	4800	1:56:08.6	1:55:52.9	5:31	Men 40 - 49	13/15	27/47
39	BRENDA PARKS	SUDBURY	4807	1:56:49.9	1:56:38.0	5:33	Women 40 - 49	2/11	12/44
40	TAMMY ROLSTON	LITTLE CURRENT	4817	1:58:44.7	1:58:31.6	5:38	Women 40 - 49	3/11	13/44
41	SANDRA FARQUHAR	NORTH BAY	4767	1:59:07.2	1:58:57.2	5:39	Women 60 - 69	1/3	14/44
42	DIANA HRVATIN	LONDON	4774	1:59:33.4	1:59:28.2	5:40	Women 30 - 39	7/13	15/44
43	LESLIE MARSHALL	LITTLE CURRENT	4790	1:59:36.9	1:59:24.4	5:41	Women Clyde	1/2	16/44
44	TOM SCOTT	SPRING BAY	4845	1:59:57.0	1:59:49.2	5:42	Men 40 - 49	14/15	28/47
45	JANET LEADER	TORONTO	4780	2:01:26.1	2:01:11.7	5:46	Women 50 - 59	1/9	17/44

Ads by Google
[Half Marathon](#)
[5K Race](#)
[Run Marathon](#)
[5K Marathon](#)
[Running Race](#)

46	COOKIE MCWILLIAMS	BLIND RIVER	4798	2:02:04.7	2:01:51.2	5:48	Women 50 - 59	2/9	18/44
47	WARREN WIEBE	BLIND RIVER	4838	2:03:08.3	2:02:50.1	5:51	Men 50 - 59	4/7	29/47
48	KATIE CAIN	BARRIE	4756	2:03:37.5	2:03:19.2	5:52	Women 30 - 39	8/13	19/44
49	CINDY PELTIER	MANITOWANING	4808	2:05:18.4	2:04:56.6	5:57	Women 30 - 39	9/13	20/44
50	HAYLEY OIKARI	DESBARATS	4803	2:08:15.2	2:08:03.7	6:05	Women 20 - 29	4/5	21/44
51	JORGE OLIVEIRA	VAL THERESE	4804	2:10:58.9	2:10:42.2	6:13	Men 30 - 39	5/8	30/47
52	LINDA KIRKEY	NORTH BAY	4775	2:11:10.1	2:10:55.1	6:13	Women 50 - 59	3/9	22/44
53	PATTY DEBASSIGE	MCHIGEENG	4760	2:12:47.3	2:12:39.7	6:18	Women 40 - 49	4/11	23/44
54	DAVE MCNALLY	BLIND RIVER	4796	2:13:11.3	2:12:50.8	6:19	Men Clyde	3/6	31/47
55	LYNN LEFEBVRE	ESPANOLA	4782	2:13:46.3	2:13:35.2	6:21	Women 30 - 39	10/13	24/44
56	ANNALISA MACEACHERN	SUDBURY	4783	2:13:57.9	2:13:24.8	6:21	Women 50 - 59	4/9	25/44
57	DANIEL BOON	ORILLIA	4754	2:13:59.1	2:13:56.5	6:21	Men 50 - 59	5/7	32/47
58	FRANK MCGLYNN	SUDBURY	4791	2:14:30.3	2:14:13.4	6:23	Men 60 - 69	4/6	33/47
59	COLIN MACEACHERN	SUDBURY	4784	2:15:08.9	2:14:35.8	6:25	Men 50 - 59	6/7	34/47
60	DAVID MCMURRAY	TOLEDO	4794	2:16:17.9	2:16:01.8	6:28	Men Clyde	4/6	35/47
61	LISA MCMURRAY	TOLEDO	4795	2:16:23.3	2:16:07.4	6:28	Women 40 - 49	5/11	26/44
62	CHRISTINE MACKECHNIE	PETAWAWA	4786	2:17:23.8	2:16:52.6	6:31	Women Clyde	2/2	27/44
63	TREVOR BRENNAN	PETAWAWA	4755	2:17:23.9	2:16:52.4	6:31	Men Clyde	5/6	36/47
64	JEREMY ST.DENIS	TORONTO	4854	2:18:01.8	2:17:51.0	6:33	Men 30 - 39	6/8	37/47
65	JASON SPOONER	LIVELY	4826	2:18:36.6	2:18:30.5	6:35	Men 30 - 39	7/8	38/47
66	JOHN DAVID WARD	TORONTO	4836	2:18:57.4	2:18:43.7	6:36	Men 30 - 39	8/8	39/47
67	GENEVIEVE LAROSE	DOWLING	4779	2:21:31.2	2:21:05.6	6:43	Women 30 - 39	11/13	28/44
68	SYLVIE RHEAUME	CHELMSFORD	4812	2:21:32.3	2:21:05.9	6:43	Women 40 - 49	6/11	29/44
69	BILL WILLIAMS	RICHMOND	4850	2:22:46.3	2:22:27.3	6:46	Men 60 - 69	5/6	40/47
70	SABI KRISTENSEN-DIDUR	GORE BAY	4776	2:26:37.0	2:26:17.7	6:57	Women 30 - 39	12/13	30/44
71	JANET ROBINSON	SACKVILLE	4816	2:27:09.1	2:26:43.9	6:59	Women 50 - 59	5/9	31/44
72	DOUGLAS ROBINSON	SACKVILLE	4815	2:27:09.3	2:26:44.1	6:59	Men 50 - 59	7/7	41/47
73	MIRA CROWE	PETERBOROUGH	2009	2:27:46.4	2:27:39.9	7:01	Women 50 - 59	6/9	32/44
74	VICKIE UMPLEBY	TOTTENHAM	4835	2:29:17.9	2:28:58.6	7:05	Women 50 - 59	7/9	33/44
75	LISE PERDUE	SUDBURY	4809	2:32:04.6	2:31:44.7	7:13	Women 50 - 59	8/9	34/44
76	GWYNETH DEAN-WITTE	WESSINGTON SPRINGS	4759	2:35:57.3	2:35:28.4	7:24	Women 40 - 49	7/11	35/44
77	DONNA SCHUSTER	GUTTENBERG	4821	2:35:57.5	2:35:28.3	7:24	Women 40 - 49	8/11	36/44
78	LYNN STUBBINGS	COBOURG	4829	2:37:40.0	2:37:19.9	7:29	Women 40 - 49	9/11	37/44
79	LUIGI CARLESSO	TORONTO	4758	2:38:12.7	2:38:02.2	7:30	Men 70 & Over	1/1	42/47
80	MARK BENDER	BLIND RIVER	4751	2:38:19.3	2:37:54.8	7:31	Men Clyde	6/6	43/47
81	TINA GIBSON	THORNBURY	2020	2:46:19.6	2:46:15.0	7:53	Women 40 - 49	10/11	38/44
82	ALEX-ANDREE MADORE	SUDBURY	4788	2:46:36.4	2:46:05.4	7:54	Women 20 - 29	5/5	39/44
83	GAIL MORGAN	TOTTENHAM	4852	2:55:20.8	2:54:52.6	8:19	Women 60 - 69	2/3	40/44
84	NORMAN TROWELL	SUDBURY	4834	3:10:24.7	3:09:54.4	9:02	Men 60 - 69	6/6	44/47
85	JOSEE MORIN		4801	3:12:35.3	3:12:09.0	9:08	Women 30 - 39	13/13	41/44
86	STEVEN RONGITS	ELLIOT LAKE	4820	3:23:40.9	3:23:52.2	9:40	Men 15 & Under	1/2	45/47
87	JOHN RONGITS	ELLIOT LAKE	4818	3:23:48.1	3:24:00.9	9:40	Men 15 & Under	2/2	46/47
88	ROBERT RONGITS	ELLIOT LAKE	4819	3:23:48.9	3:23:45.8	9:40	Men 40 - 49	15/15	47/47
89	MARY LOU TROWELL	SUDBURY	4833	3:31:09.6	3:30:38.7	10:01	Women 60 - 69	3/3	42/44
90	KELLY LAJEUNESSE	NORTH BAY	4777	3:31:46.9	3:31:25.7	10:03	Women 40 - 49	11/11	43/44
91	DARLENE DESPRES	HAILEYBURY	4763	3:31:46.9	3:31:25.9	10:03	Women 50 - 59	9/9	44/44

© Copyright 2010 Sportstats.ca. All rights reserved. No unauthorized reproduction of any images or content without permission.

Web-based Results Technology by [RoadRaceResults.com](#); Website layout by [Attention Web & Graphic Design](#)—Professional design you can afford. Visit [www.attentiondesign.ca](#)